

AC104 Series

Multipurpose Accelerometer, Side Exit 2 Pin Connector, 100 mV/g, ±10%



Product Features

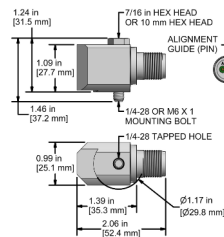
Affordably Priced, Hermetically Sealed Sensors
Perfect for Thousands of Applications

- ▶ 100 mV/g Sensitivity
- ▶ ± 80 g, peak Dynamic Range
- ▶ Standard 2 Pin MIL Connection or Integral Cable

AC104-1A

2 Pin Connector

Connector Pin	Polarity
A	(+) Signal/Power
B	(-) Common

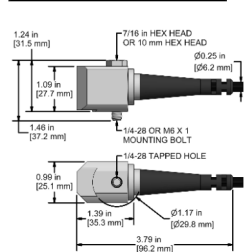


Stock Product

AC104-2C

CB103 Integral Cable

Conductor	Polarity
Red	(+) Signal/Power
Black	(-) Common
Shield	Cable Drain Wire

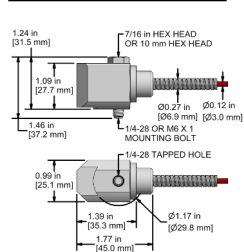


Built To Order

AC104-3C

CB206 Armored Integral Cable

Conductor	Polarity
Red	(+) Signal/Power
Black	(-) Common
Shield	Cable Drain Wire

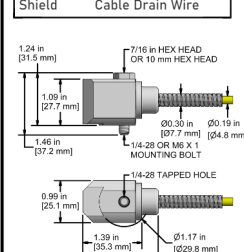


Built To Order

AC104-6C

CB611 Heavy Duty Armored Integral Cable

Conductor	Polarity
Red	(+) Signal/Power
Black	(-) Common
Shield	Cable Drain Wire

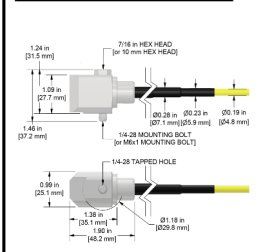


Built To Order

AC104-6N

CB111 FEP Jacketed Integral Cable

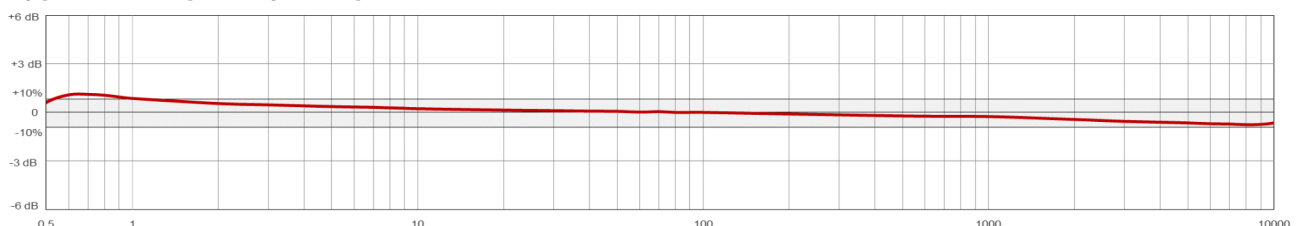
Conductor	Polarity
Red	(+) Signal/Power
Black	(-) Common
Shield	Cable Drain Wire



Built To Order

Specifications	Standard	Metric	Specifications	Standard	Metric
Part Number	AC104	M/AC104	Environmental		
Sensitivity (±10%)		100 mV/g	Operating Temperature Range	-58 to 250 °F	-50 to 121 °C
Frequency Response (±3dB)	30-600,000 CPM	0.5-10000 Hz	Maximum Shock Protection		5,000 g, peak
Frequency Response (±10%)	120-420,000 CPM	2,0-7000 Hz	Electromagnetic Sensitivity		CE
Dynamic Range		± 80 g, peak	Sealing		Welded, Hermetic
		*Vsource ≥ 22V, 12V Bias	Submersible Depth	200 ft.	60 m
Electrical			SIL Rating		SIL 2
Settling Time		<2.5 seconds	Physical		
Voltage Source (IEPE)		18-30 VDC	Sensing Element		PZT Ceramic
Constant Current Excitation		2-10 mA	Sensing Structure		Shear Mode
Spectral Noise @ 10 Hz		14 µg/√Hz	Weight	5.1 oz	145 grams
Spectral Noise @ 100 Hz		2.3 µg/√Hz	Case Material		316L Stainless Steel
Spectral Noise @ 1000 Hz		2 µg/√Hz	Connector (Non-Integral)		2 Pin MIL-C-5015
Output Impedance		<100 ohm	Resonant Frequency	1,320,000 CPM	22000 Hz
Bias Output Voltage		10-14 VDC	Mounting Torque	2 to 5 ft. lbs.	2,7 to 6,8 Nm
Case Isolation		>10 ⁸ ohm	Mounting Hardware Supplied	1/4-28 Captive Bolt	M6x1 Captive Bolt
			Calibration Certificate		CA10

Typical Frequency Response



Backed by our Unconditional Lifetime Warranty & Free Annual Recalibration Service

www.ctconline.com | sales@ctconline.com | 585-924-5900