

LP302 Series

Loop Power Sensor, 4-20 mA Output Proportional to Vibration in Acceleration, Top Exit 2 Pin Connector



VIBRATION ANALYSIS HARDWARE



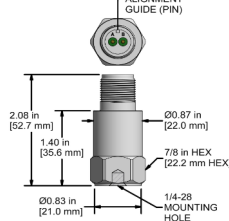
Product Features

Acceleration Output for Higher Frequency Applications

- ▶ Peak and RMS Outputs Available
- ▶ Vibrational Alarms for Process Control
- ▶ Outputs to PLC, DCS, SCADA

LP302-XXX-1E 2 Pin Connector

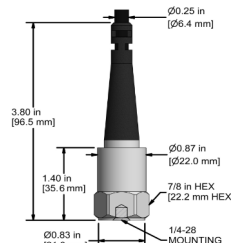
Connector Pin	Polarity
A	(+) Signal/Power
B	(-) Common



Built To Order

LP302-XXX-2E Integral Cable

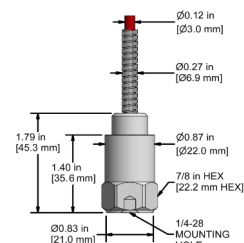
Conductor	Polarity
Red	(+) Signal/Power
Black	(-) Common
Shield	Cable Drain Wire



Built To Order

LP302-XXX-3E Armored Integral Cable

Conductor	Polarity
Red	(+) Signal/Power
Black	(-) Common
Shield	Cable Drain Wire



Built To Order

Specifications	Standard	Metric	Specifications	Standard	Metric
Part Number	LP302	M/LP302	Physical		
Tolerance: 4 mA	(± 10%)		Sensing Element	PZT Ceramic	
Tolerance: 20 mA	(± 10%)		Sensing Structure	Shear Mode	
Electrical			Weight	3.0 oz	86 grams
Settling Time	<30 Seconds		Case Material	316L Stainless Steel	
Voltage Source (IEPE)	15-30 VDC		Mounting	1/4-28	
Case Isolation	>10 ⁸ ohm		Connector (Non-Integral)	2 Pin MIL-C-5015	
Environmental			Mounting Torque	2 to 5 ft. lbs.	2,7 to 6,8 Nm
Temperature Range	-40 to 212°F	-40 to 100°C	Mounting Hardware	1/4-28 Stud	M6x1 Adapter Stud
Electromagnetic Sensitivity	CE		Calibration Certificate	Current Output @ 100 Hz	
Sealing	Welded, Hermetic				
Submersible Depth	200 ft.	60 m			

Ordering Information

Stud Type	Measurement Range	Type	Frequency Range ±3dB	Style	Armor Length (Integral)	Cable Length (Integral)
Blank = 1/4-28 M = M6x1	00 = 0-1 g 02 = 0-2 g 05 = 0-5 g 10 = 0-10 g 20 = 0-20 g	P = Peak R = RMS	1 = 600-60000 CPM (10-1000 Hz) 2 = 180-150000 CPM (3-2500 Hz) 3 = 180-600000 CPM (3-1000 Hz) 4 = 180-300000 CPM (3-5000 Hz) 5 = 180-600000 CPM (3-10000 Hz)	1E = 2 Pin MIL C-5015 2E = Molded Integral Cable 3E = Armor Jacketed Integral Cable M12E = 4 Pin M12	010 = 10 ft/3 m 020 = 20 ft/6 m 030 = 30 ft/9 m 050 = 50 ft/15 m 100 = 100 ft/30 m	010 = 10 ft/3 m 020 = 20 ft/6 m 030 = 30 ft/9 m 050 = 50 ft/15 m 100 = 100 ft/30 m

*Custom Lengths Available Upon Request

Backed by our Unconditional Lifetime Warranty

www.ctconline.com | sales@ctconline.com | 585-924-5900